

Adjustable LED Wall Pack

L45/75-WPT-30/50-D-ADJ-120-277-PC


OVERVIEW

Simply Conserve®'s Adjustable LED Wall Pack is designed to meet diverse lighting needs with ease. Featuring adjustable lumen output and color temperature, this versatile wall pack is perfect for new construction, remodels, and retrofits. Its durable aluminum housing and wet location rating ensure reliable performance in various environments, while the factory-installed photocell provides convenient dusk-to-dawn control for exterior applications. With long-lasting durability, this wall pack is a smart and efficient choice for any lighting project.



FEATURES

- Built-In Flexible Performance**
 Field-adjustable lumen (6075, 8100, or 10125) output and CCT (3000K, 4000K, or 5000K) let you fine-tune brightness and color temperature on-site for any environment.
- Withstand the Elements**
 Wet location-rated and constructed with durable aluminum housing for long-lasting performance indoors or out.
- Ready for Any Project**
 Designed for both retrofit and new construction installations, offering versatility across residential and commercial applications.
- Efficiency That Goes the Distance**
 L70-rated for 50,000 hours and compatible with 0-10V dimming systems for energy-efficient, flicker-free lighting control.



FIELD
ADJUSTABLE



INTEGRATED
PHOTOCELL



WET
RATED



50,000
HOURS

COLOR TEMPERATURE



LIGHT TYPE	WARM WHITE 2700K-3000K	COOL WHITE/BRIGHT WHITE 3100 - 4500K	MOONLIGHT 5000K
Light Coloration	Warmer color temperatures that highlight architectural elements	Cooler color temperatures that accent plants and provide good visibility	Cool white color temperatures that highlight details and create a modern look
Lighting Examples	Facade lighting: Use 2500-2700K to highlight architectural elements	Landscape or security lighting: Use 3000-4000K to accent plants or provide security lighting	Moonlighting: Use 4000K down-lighting to mimic natural moonlight



1701 Charleston Regional Parkway, Suite A
 Charleston, SC 29492
 (843) 971-1414
www.AMConservation.com

Adjustable LED Wall Pack

L45/75-WPT-30/50-D-ADJ-120-277-PC

SIMPLYCONSERVE®

Savings Start Here™


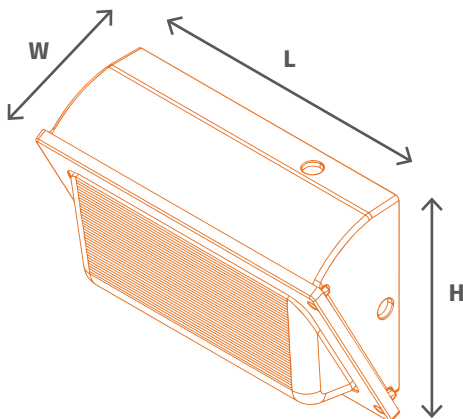
ORDERING INFORMATION

SOURCE	WATTAGE	FIXTURE TYPE	CCT	INCL. OPTIONS
L = LED	45/75 = 45W, 60W, 75W	WPT = Wall Pack Traditional	30/50 = 3000K, 4000K, 5000K	D = 0-10V Dimming ADJ = Adjustable PC = Photocell

SPECIFICATIONS

MODEL #	WATTS	CCT	LUMENS	CRI	EFFICACY	VOLTAGE	DIM
L45/75-WPT-30/50-D-ADJ-120-277-PC	45/60/75	3000/4000/5000K	6075/8100/10125	≥80	135 LPW	120-277V	0-10V

DIMENSIONS



PRODUCT

MODEL #	L	W	H
L45/75-WPT-30/50-D-ADJ-120-277-PC	14"	5"	9"

CASE

MODEL #	L	W	H	GROSS WEIGHT	CASE QTY
L45/75-WPT-30/50-D-ADJ-120-277-PC	16.1"	7.1"	11"	9.3 lbs.	1

5-YEAR LIMITED WARRANTY



AM Conservation warrants that this product is free from defects in material and workmanship for a period of 5 years from the date of the first purchase or the original distribution of the product under an energy conservation program, subject to the proper installation and/or use of the product. For full standard limited product warranty, please visit amconservation.com/warranties.

For warranty claims, please contact:
customer@amconservation.com

To learn more, please visit:
www.AMConservation.com